



ONE
ALBUQUE
RQUE

Albuquerque Police Department

Crime Trends

In Albuquerque

Analysis of NIBRS

Group A

Crimes from Jan-June 2021

Prepared By:

Deputy Chief J.J. Griego

Management Services and Support Bureau

Albuquerque Police Department

Albuquerque, New Mexico Aug. 27, 2021

Introduction & Data Disclaimers

In 2018, the Albuquerque Police Department (APD) began reporting its annual crime statistics using the Federal Bureau Of Investigation's National Incident-Based Reporting System (NIBRS). NIBRS is the most current national framework for reporting crime and replaces the FBI's Summary Reporting System (SRS). This change is important because, compared to SRS, NIBRS provides more comprehensive and detailed information about crimes against person, crimes against property and crimes against society occurring in law enforcement jurisdictions across the county.

The data in this report is based on the official data that APD sends to the FBI. But it is important to note that the numbers in this report differ slightly from the numbers published in the FBI reports. This is because APD sends NIBRS data to the FBI on a regular basis and this data is based on the reports available at that point in time. The APD's crime data system is dynamic and additional information may be added or refined after the data are sent to the FBI. Although the FBI updates its data bases regularly, it does not update published reports.

The data in this report were obtained from APD's Tiburon RMS computer system on Aug. 16, 2021. Crime statistics in future reports will differ somewhat from these statistics because this report is also based on a fixed point in time.

Finally, the numbers in this report can't convey the damage that crime causes to its victims and to the community. Nor can the numbers convey the courage and dedication of the men and women of the Albuquerque Police Department who do their best to keep our city safe.

How The FBI NIBRS and SRS Reporting Requirements Differ

FBI National Incident-Based Reporting System Group A Crimes (Current Reporting Framework)
Crimes Against Persons
Assault Offenses
Homicide Offenses
Human Trafficking Offenses
Kidnapping/Abduction
Sex Offenses
Crimes Against Property
Arson
Bribery
Burglary/Breaking & Entering
Counterfeiting/Forgery
Destruction/Damage/Vandalism of Property
Embezzlement
Extortion/Blackmail
Fraud Offenses
Larceny/Theft Offenses
Motor Vehicle Theft
Robbery
Stolen Property Offenses
Crimes Against Society
Animal Cruelty
Drug/Narcotic Offenses
Drug/Narcotic Violations
Drug Equipment Violations
Gambling Offenses
Betting/Wagering
Operating/Promoting/Assisting Gambling
Gambling Equipment Violations
Sports Tampering
Pornography/Obscene Material
Prostitution Offenses
Prostitution
Assisting or Promoting Prostitution
Purchasing Prostitution
Weapon Law Violations

FBI Uniform Crime Reports Part 1 Crimes (Old Reporting Framework)
Part 1: Violent Crimes
Murder and nonnegligent manslaughter
Rape
Robbery
Aggravated assault
Part 1: Property Crimes
Burglary
Larceny-theft
Motor vehicle theft
Arson

Please note that many of the NIBRS crime category labels say “offenses.”

These categories include subcategories which are detailed in the following slides.

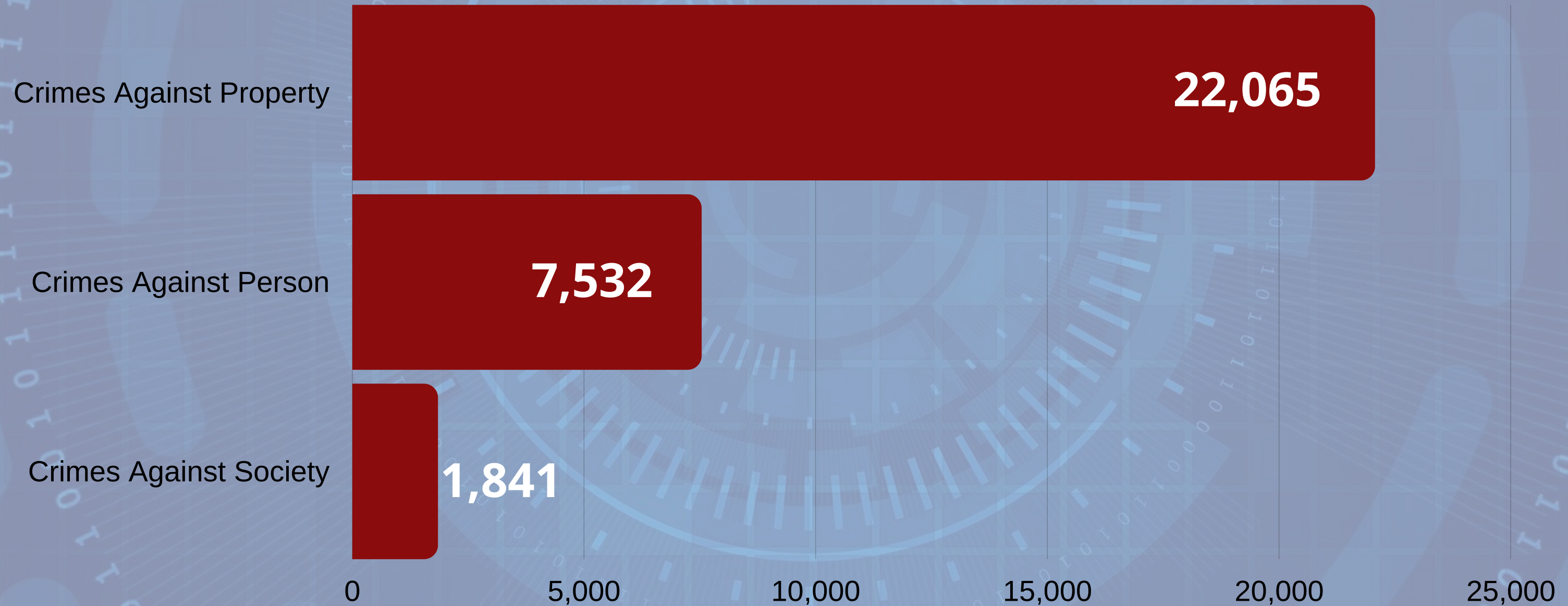


Albuquerque Police Department

2021 Mid-Year

NIBRS Group A Crimes By Category

ONE
ALBUQUE
RQUE





Albuquerque Police Department

2021 Mid-Year

Crimes Against Property

ONE
ALBUQUE
RQUE



	Qtr 1	Qtr 2	Mid-Year
Property	10,673	11,392	22,065
Arson	37	30	67
Bribery	5	8	13
Burglary/Breaking & Entering	1,230	894	2,124
Counterfeiting, forgery	92	61	153
Destruction/Damage/Vandalism of Property	2,116	2,119	4,235
Embezzlement	36	29	65
Extortion/Blackmail	9	13	22
Fraud Offenses	1,240	2,066	3,306
Credit card, ATM fraud	283	290	573
False pretenses,swindle	546	490	1,036
Hacking/Computer Invasion	7	6	13
Identity Theft	376	1,243	1,618
Impersonation	2	2	4
Welfare fraud	1	-	1
Wire fraud	25	35	60
Larceny/Theft Offenses	4,358	4,305	8,663
All other larceny	500	520	1,020
From coin-operated maching or device	1	21	22
Pocket-picking	1	7	8
Purse-snatching	1	2	3
Shoplifting	1,309	1,289	2,598
Theft from building	310	338	648
Theft from motor vehicle	1,746	1,565	3,311
Theft of motor vehicle parts or accessory	490	563	1,053
Motor Vehicle Theft	1,108	1,333	2,441
Robbery	343	405	748
Stolen Property Offenses	99	129	228

2021 Mid- Year NIBRS Group A Crimes Against **Property** Summary

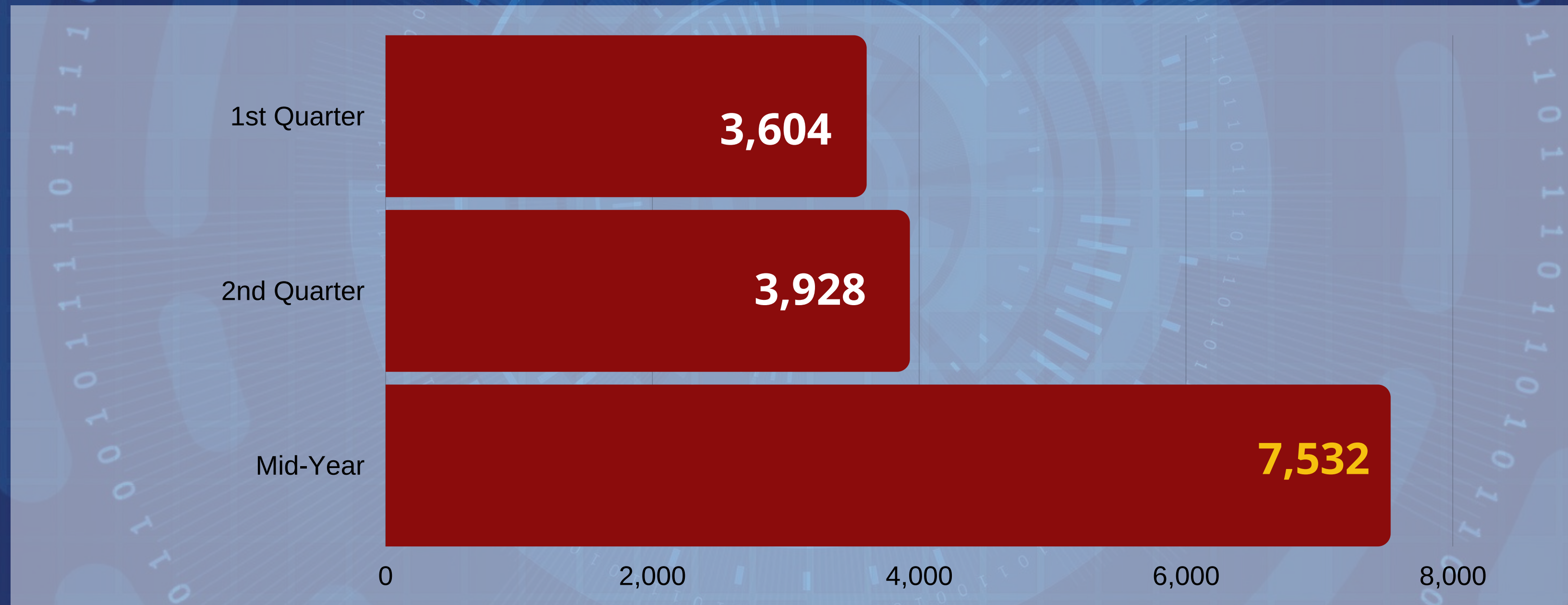


Albuquerque Police Department

2021 Mid-Year

Crimes Against A Person

ONE
ALBUQUE
RQUE



	Qtr 1	Qtr 2	Mid-Year
Person	3,604	3,928	7,532
Aggravated Offenses	3,234	3,505	6,739
Aggravated Assault	1,416	1,527	2,943
Intimidation	118	104	222
Simple Assault	1,700	1,874	3,574
Homicide Offenses	42	36	78
Justifiable homicide	2	1	3
Murder-non-negligent	35	34	69
Negligent manslaughter	5	1	6
Human Trafficking Offenses	-	2	2
Human Trafficking, Commercial Sex Acts	-	2	2
Human Trafficking, Involuntary Servitude	-	-	-
Kidnapping/Abduction	132	137	269
Sex Offenses	196	248	444
Forceable fondling	67	93	160
Forcible rape	77	102	179
Forcible sodomy	32	38	70
Incest	-	-	-
Sexual assault with an object	16	15	31
Statutory rape	1	2	3

2021 Mid-Year NIBRS Group A Crimes Against **Person** Summary

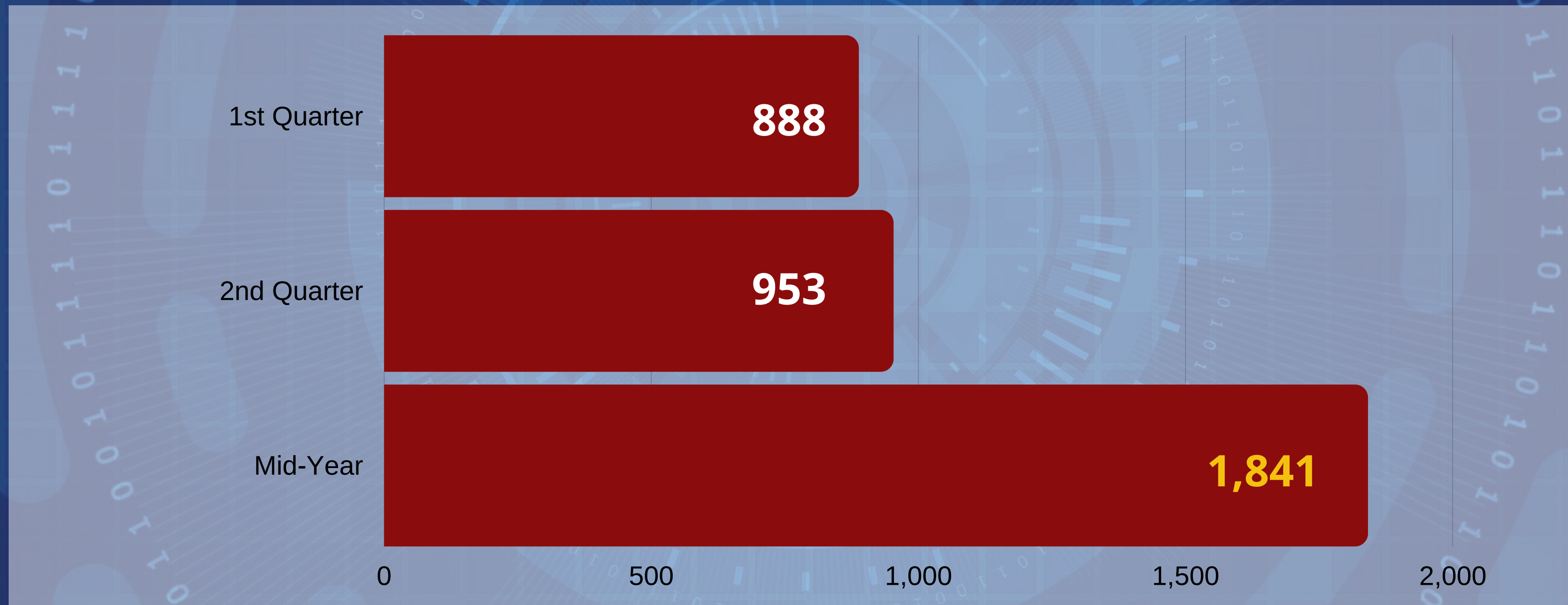


Albuquerque Police Department

2021 Mid-Year

Crimes Against Society

ONE
ALBUQUE
RQUE



2021 Mid-Year NIBRS Group A Crimes Against Society Summary

	Qtr 1	Qtr 2	Mid-Year
Society	888	953	1,841
Animal Cruelty	4	13	17
Drug/Narcotic Offenses	537	496	1,033
Drug equipment violations	193	173	366
Drug, narcotic violations	344	323	667
Gambling Offenses	-	-	-
Betting/Wagering	-	-	-
Operating/Promoting/Assisting Gambling	-	-	-
Gambling Equipment Violations	-	-	-
Sports Tampering	-	-	-
Pornography/Obscene Material	26	22	48
Prostitution Offenses	6	3	9
Assisting or promoting prostitution	1	-	1
Prostitution	5	2	7
Purchasing Prostitution	-	1	1
Weapon Law Violations	315	419	734